


**CABINETS WITH HINGED
OR SLIDING DOORS,
MADE OF STURDY STEEL PLATE**





PERFOM

TECHNICAL SPECIFICATIONS

The cabinets with hinged doors, sliding doors or shutters are made of specially shaped, sturdy sheet steel – reinforced to withstand the heaviest loads. They have been designed and manufactured in different sizes to deal with a whole range of storage requirements. These cabinets can be equipped with drawers or adjustable shelves. The drawers have a front height of 100 mm and run on normal or telescopic guides.



HINGED DOORS

The hinged doors are available in solid metal sheet, with perforated panels for the application of containers/tool hooks or in transparent polycarbonate, for greater visibility and a tidier arrangement of the contained items. The 3-point closure ensures high security against break-ins.




SLIDING DOORS

The hinged doors are available in solid metal sheet or in transparent polycarbonate, for greater visibility and a tidier arrangement of the contained items. Ideally suitable for storing materials in confined spaces, as they do not protrude out of the cabinet's footprint when opened.



SHUTTER

The shutter doors are made of grey plastic material with a steel sheet handle and an integrated cylinder lock. Ideal for small spaces, whenever it is not possible to use hinged doors.



SHELVES AND DRAWERS

Galvanised steel sheet shelves, 30 mm thick, adjustable in height in steps of 25 mm, capacity 100/180 kg. Plain or telescopic extension drawers, adjustable in height with capacities from 50 to 100 kg.

ACCESSORIES

Partitioning material for drawers/shelves and plastic bins/boxes/containers, they help optimise the available space and keep the cabinet tidy.

H 1000 mm



● ART. F AA 1100 51 04

METAL
COLOURS



GREY
RAL 7000
.01



GREEN
RAL 6011
.02



BLUE
RAL 5012
.04



GREY
RAL 7035
.08



CYLINDER LOCK (KEY)
Supplied standard with
cylinder lock and two keys



CONFIGURE YOUR CABINET FROM PAGE 397



SEPARATION ITEMS SEE PAGE 425 / 379

- THE TOP SHELF CAPACITY IS 80 kg
- THE CABINET CAPACITY IS 250 kg

KEY



DRAWER
CAPACITY



DRAWER
EXTENSION



CABINET
CLOSURE



ALL INDICATED LOAD CAPACITY VALUES ARE NET AND REFER TO EVENLY DISTRIBUTED WEIGHTS

H 1000 mm



ART.				
F AA 1100 51 04		-	key	

2 adjustable shelves ART. F AC 2100 01 99 - load capacity 100 kg

H 1000 mm



ART.				
F AA 1100 53 04		50	key	

2 adjustable shelves ART. F AC 2100 01 99 - load capacity 100 kg
1 drawer (24x27 EH)

Not included 1 container COMPAT mes. 4 art. FP CO C004B 00 51 01

H 1000 mm



ART.				
F AA 1100 54 04		50	key	

1 adjustable shelf ART. F AC 2100 01 99 - load capacity 100 kg
2 drawers (24x27 EH)

H 1000 mm



ART.				
F AA 1100 56 04		50	key	

1 adjustable shelf ART. F AC 2100 01 99 - load capacity 100 kg
3 drawers (24x27 EH)

H 1270 mm



ART.				
F AA 0110 01 04		50	key	

1 adjustable shelf ART. F AC 2100 01 99 - load capacity 100 kg
1 drawer (24x27 EH)



ART. F AA D110 00 08

Dim. mm 512x555x1400 H

Cabinet with writing desk with 2 adjustable shelves,
2 standar rubber wheels with bracke and 2 standard
rubber fixed wheels Ø 100 mm

CONFIGURE YOUR CABINET

METAL
COLOURS



RAL 7000
.01



RAL 6011
.02



RAL 5012
.04



RAL 7035
.08



ART.		capacity cabinet	
F AA 1100 00 04		250 kg	key

Empty cabinet with door
Internal dimensions mm 480x500x850 H



The maximum capacity limit of the drawers inserted in the cabinet is 200 kg not with standing the cabinet capacity



ADJUSTABLE SHELF, DEPTH 500 mm

ART	dim. mm	capacity shelf
F AC 2100 01 99	483x500x35 H	100 kg

Galvanised finish - Including 4 hooks.
Suitable for containers COMPAT/ZEUS:



mes. 4A2
mes. 4
mes. 4A5



mes. 272-4A2
mes. 272-4
mes. 272-4A5



CONTAINERS
SEE PAGE
1074 (COMPAT) -
1088 (ZEUS)



NORMAL EXTENSION DRAWER 24x27 EH

ART		usable dim. mm	kg	
F AC 1100 00 04		396x447x85 H	50 kg	87%



TELESCOPIC EXTENSION DRAWER 24x27 EH

ART		usable dim. mm	kg	
F AC 1150 00 04		396x447x85 H	100 kg	100%



ALL THE CABINETS ARE SUPPLIED AS STANDARD WITH 2 FLOOR FIXING BRACKETS AND 2 WALL FIXING BRACKETS




3-EDGE TOP SHELF

ART.	dim. mm	
F AC 4100 01 07	512x555x20 H	

SUITABLE FOR CABINET F AA 1100

Pvc coated shelf. Colour Black



MDF TOP SHELF DIM. 513x555x31,5 mm H

ART.	finishes	for cabinet	
F UZ 3050 11 07	1 side profile	RH or LH final	


MDF shelf with oil-proof top rubber coating. Colour black




MDF TOP SHELF DIM. 513x555x31,5 mm H

ART.	finishes	for cabinet	
F UZ 3050 12 07	-	central	

MDF shelf with oil-proof top rubber coating. Colour black



**OIL-PROOF
RUBBER
FINISHING**



MDF TOP SHELF DIM. 513x555x31,5 mm H

ART.	finishes	for cabinet	
F UZ 3050 13 07	2 side profiles	single	

MDF shelf with oil-proof top rubber coating. Colour black



**MDF SHELF
APPLICATION**



ART. F UZ 9999 00 00
DRILLING OF THE CABINET UPPER
SHELF FOR THE MDF TOP FIXING
INCLUDING FIXING SCREWS

FIXING

CABINET-TO-CABINET FIXING SET

ART. F AG 9202 00 99

Cabinet-to-cabinet fixing set with 4 screws complete with M8 nuts

ART. F UZ 9995 00 00

Drilling and hardware for fixing two overlapping cabinets

FLOOR FIXING SET



ART. F AG 9200 00 99

Pair of zinc-plated brackets for cabinet floor fixing

ART. F AG 9204 00 99

2 "HILTI" stud anchors suitable for non-cracked concrete floors \geq class C20/25
Recommended anchor strength: 2.9 KN
Anchor diameter: \varnothing 6 mm



If one or more drawers are inserted in the cabinets, it is mandatory to secure the cabinets to the floor or a wall.

OVERLAPPING CABINETS: -F AA 1100 + F AA 1100

! MUST BE FIXED TO THE WALL AND THEIR LOAD CAPACITY MUST BE DIVIDED BY 2.



H 1000 mm



● ART. F AA 1200 51 04

METAL
COLOURS



GREY
RAL 7000
.01



GREEN
RAL 6011
.02



BLUE
RAL 5012
.04



GREY
RAL 7035
.08



CYLINDER LOCK (KEY)
Supplied standard with cylinder lock
and two keys



CONFIGURE YOUR CABINET FROM PAGE 401



SEPARATION ITEMS SEE PAGE 425 / 379

- THE TOP SHELF CAPACITY IS 80 kg
- THE CABINET CAPACITY IS 600 kg

KEY



DRAWER
CAPACITY



DRAWER
EXTENSION



CABINET
CLOSURE



ALL INDICATED LOAD CAPACITY VALUES ARE NET AND REFER TO EVENLY DISTRIBUTED WEIGHTS



H 1000 mm

ART.				
F AA 1200 51 04	-	-	-	key

2 adjustable shelves ART. F AC 2500 01 99 - load capacity 100 kg
Not included 4 containers COMPAT **mes. 4** art. FP CO C004B 00 51 01

H 1000 mm



ART.				
F AA 1200 52 04	-	50	87%	key

2 adjustable shelves ART. F AC 2500 01 99 - load capacity 100 kg
1 pair of drawers (24x27 EH)
Not included 3 containers COMPAT **mes. 4A2** art. FP CO C4A2B 00 51 04

H 1000 mm



ART.				
F AA 1200 54 04	-	50	87%	key

1 adjustable shelf ART. F AC 2500 01 99 - load capacity 100 kg
2 pair of drawers (24x27 EH)
Not included 1 container COMPAT **mes. 4** art. FP CO C004B 00 51 01

H 1000 mm



ART.				
F AA 1200 53 04	-	50	87%	key

1 adjustable shelf ART. F AC 2500 01 99 - load capacity 100 kg
1 pair of drawers (24x27 EH)
1 drawer (54x27 EH)
Not included 1 container COMPAT **mes. 4** art. FP CO C004B 00 51 01

H 1000 mm



ART.				
F AA 1200 55 04	-	50	87%	key

1 adjustable shelf ART. F AC 2500 01 99 - load capacity 100 kg
2 drawers (54x27 EH)
Not included 3 containers COMPAT **mes. 4** art. FP CO C004B 00 51 01

CONFIGURE YOUR CABINET

METAL
COLOURS



RAL 7000
.01



RAL 6011
.02



RAL 5012
.04



RAL 7035
.08



ART.	cabinet capacity	
F AA 1200 00 04	600 kg	key

Empty cabinet with pair of doors
Internal dimensions mm 990x500x850 H



The maximum capacity limit of the drawers inserted in the cabinet is 350 kg notwithstanding the cabinet capacity



ADJUSTABLE SHELF, DEPTH 500 mm

ART.	dim. mm	capacity shelf	n. of reinforcements
F AC 2500 01 99	995x500x35 H	100 kg	-
F AC 2500 03 99*	995x500x35 H	180 kg	1

Galvanised finish

RK series containers can not be placed on shelves with a reinforcement

Including 4 hooks.

For containers COMPAT/ZEUS:



mes. 4A2

mes. 4

mes. 4A5



mes. 272-4A2

mes. 272-4

mes. 272-4A5



CONTAINERS
SEE PAGE
1074 (COMPAT) -
1088 (ZEUS)



PAIR OF NORMAL AND TELESCOPIC EXTENSION DRAWERS 24x27 EH

ART.	usable dim. mm	kg	
F AC 1600 00 04	396x447x85 H *	50 kg	87%
F AC 1650 00 04	396x447x85 H *	60 kg	100%

*Dimensions refer to one drawer



NORMAL AND TELESCOPIC EXTENSION DRAWERS 54x27 EH

ART.	usable dim. mm	kg	
F AC 1200 00 04	906x447x85 H	50 kg	87%
F AC 1250 00 04	906x447x85 H	100 kg	100%

TELESCOPIC EXTENSION SUSPENSION FOLDER FRAME FOR SUSPENSION FOLDER DIN A4


ART.	dim. mm	load capacity	
F AC 7500 00 07	990x500	30 kg	100%

Colour black RAL 9005




ALL THE CABINETS ARE SUPPLIED AS STANDARD WITH 2 FLOOR FIXING BRACKETS AND 2 WALL FIXING BRACKETS





PERFORATED PANEL FOR WALL FIXING

ART.		dim. mm	capacity panel
F BL 1220 00 04		988x13x456 H	25 kg

Supplied without fixing anchors



3-EDGE TOP SHELF

ART.	dim. mm
F AC 4200 01 07	1023x555x20 H

Pvc coated shelf. Colour Black
FOR CABINET F AA 1200



MDF TOP SHELF DIM. 1024x555x31,5 mm H

ART.	finishes	for cabinet
F UZ 3060 11 07	1 side profile	RH or LH final

MDF shelf with oil-proof top rubber coating. Colour black



MDF TOP SHELF DIM. 1024x555x31,5 mm H

ART.	finishes	for cabinet
F UZ 3060 12 07	-	central


MDF shelf with oil-proof top rubber coating. Colour black



MDF TOP SHELF DIM. 1024x555x31,5 mm H

ART.	finishes	for cabinet
F UZ 3060 13 07	2 side profiles	single

MDF shelf with oil-proof top rubber coating. Colour black



**OIL-PROOF
RUBBER
FINISHING**



**MDF SHELF
APPLICATION**



ART. F UZ 9999 00 00

DRILLING OF THE CABINET UPPER
SHELF FOR THE MDF TOP FIXING
INCLUDING FIXING SCREWS

FIXING

CABINET-TO-CABINET FIXING SET

ART. F AG 9202 00 99

Cabinet-to-cabinet fixing set with 4 screws complete with M8 nuts

ART. F UZ 9995 00 00

Drilling and hardware for fixing two overlapping cabinets

FLOOR FIXING SET



ART. F AG 9200 00 99

Pair of zinc-plated brackets for cabinet floor fixing

ART. F AG 9204 00 99

2 "HILTI" stud anchors suitable for non-cracked concrete floors \geq class C20/25
Recommended anchor strength: 2.9 KN
Anchor diameter: \varnothing 6 mm



If one or more drawers are inserted in the cabinets, it is mandatory to secure the cabinets to the floor or a wall.

OVERLAPPING CABINETS:

-F AA 1200 + F AA 1200

! MUST BE FIXED TO THE WALL AND THEIR LOAD CAPACITY MUST BE DIVIDED BY 2.







H 1000 mm



● ART. F AA 1500 51 04

METAL
COLOURS




GREY
RAL 7000
.01



GREEN
RAL 6011
.02



BLUE
RAL 5012
.04



GREY
RAL 7035
.08



CYLINDER LOCK (KEY)
Supplied standard with cylinder lock
and two keys



SEPARATION ITEMS SEE PAGE 425 / 379



CONFIGURE YOUR CABINET FROM PAGE 407

- THE TOP SHELF CAPACITY IS 80 kg
- THE CABINET CAPACITY IS 600 kg

KEY



DRAWER
CAPACITY



DRAWER
EXTENSION



CABINET
CLOSURE



ALL INDICATED LOAD CAPACITY VALUES ARE NET AND REFER TO EVENLY DISTRIBUTED WEIGHTS

H 1000 mm



ART.					
F AA 1500 51 04		-	-	key	

2 adjustable shelves ART. F AC 2550 01 99 - load capacity 100 kg

Not included 2 containers COMPAT **mes. 4A2** art. FP CO C4A2B 00 51 04

Not included 1 container COMPAT **mes. 4** art. FP CO C004B 00 51 01

H 1000 mm



ART.					
F AA 1500 52 04		50	87%	key	

1 adjustable shelf ART. F AC 2550 01 99 - load capacity 100 kg

1 pair of drawers (27x27 EH)

H 1000 mm



ART.					
F AA 1500 55 04		50	87%	key	

1 adjustable shelf ART. F AC 2550 01 99 - load capacity 100 kg

1 pair of drawers (27x27 EH)

1 drawer (64x27 EH)

H 1000 mm



ART.					
F AA 1500 56 04		50	87%	key	

1 adjustable shelf ART. F AC 2550 01 99 - load capacity 100 kg

2 pair of drawers (27x27 EH)

Not included 1 container COMPAT **mes. 4** art. FP CO C004B 00 51 01

H 1000 mm



ART.					
F AA 1500 57 04		50	87%	key	

1 adjustable shelf ART. F AC 2550 01 99 - load capacity 100 kg

2 drawers (64x27 EH)

Not included 1 container COMPAT **mes. 4** art. FP CO C004B 00 51 01

CONFIGURE YOUR CABINET

METAL
COLOURS



RAL 7000
.01

RAL 6011
.02

RAL 5012
.04

RAL 7035
.08



ART.	cabinet capacity	
F AA 1500 00 04	600 kg	key

Empty cabinet with pair of doors
Internal dimensions mm 1160x500x850 H



The maximum capacity limit of the drawers inserted in the cabinet is 350 kg not with standing the cabinet capacity

ADJUSTABLE SHELF, DEPTH 500 mm

ART.	dim. mm	capacity shelf	strength. bar
F AC 2550 01 99	1165x500x35 H	100 kg	-
F AC 2550 03 99*	1165x500x35 H	180 kg	1

Galvanised finish

RK series containers can not be placed on shelves with a reinforcement

Including 4 hooks

For containers COMPAT/ZEUS:



mes. 4A2

mes. 4

mes. 4A5



mes. 272-4A2

mes. 272-4

mes. 272-4A5



CONTAINERS
SEE PAGE
1074 (COMPAT) -
1088 (ZEUS)


PAIR OF NORMAL AND TELESCOPIC EXTENSION DRAWERS 27x27 EH

ART.	usable dim. mm	kg	
F AC 1700 00 04	447x447x85 H *	50 kg	87%
F AC 1750 00 04	447x447x85 H *	60 kg	100%

*Dimensions refer to one drawer

NORMAL AND TELESCOPIC EXTENSION DRAWERS 64x27 EH

ART.	usable dim. mm	kg	
F AC 1300 00 04	1076x447x85 H	50 kg	87%
F AC 1350 00 04	1076x447x85 H	100 kg	100%



PERFORATED PANEL FOR WALL FIXING

ART.	dim. mm	capacity panel
F BL 1220 00 04	988x13x456 H	25 kg

Supplied without fixing anchors



HOOKS
SEE PAGE 893



ALL THE CABINETS ARE SUPPLIED AS STANDARD WITH 2 FLOOR FIXING BRACKETS AND 2 WALL FIXING BRACKETS





3-EDGE TOP SHELF

ART.	dim. mm	
F AC 4300 01 07	1193x555x20 H	

Pvc coated shelf. Colour Black
FOR CABINET F AA 1500



MDF TOP SHELF DIM. 1193x555x31,5 mm H

ART.	finishes	for cabinet	
F UZ 3070 11 07	1 side profile	RH or LH final	

MDF shelf with oil-proof top rubber coating. Colour black



MDF TOP SHELF DIM. 1193x555x31,5 mm H

ART.	finishes	for cabinet	
F UZ 3070 12 07	-	central	


MDF shelf with oil-proof top rubber coating. Colour black



MDF TOP SHELF DIM. 1193x555x31,5 mm H

ART.	finishes	for cabinet	
F UZ 3070 13 07	2 side profiles	single	

MDF shelf with oil-proof top rubber coating. Colour black



**OIL-PROOF
RUBBER
FINISHING**



**MDF SHELF
APPLICATION**



ART. F UZ 9999 00 00
DRILLING OF THE CABINET UPPER
SHELF FOR THE MDF TOP FIXING
INCLUDING FIXING SCREWS

FIXING

CABINET-TO-CABINET FIXING SET

ART. F AG 9202 00 99

Cabinet-to-cabinet fixing set with 4 screws complete with M8 nuts

ART. F UZ 9995 00 00

Drilling and hardware for fixing two overlapping cabinets

FLOOR FIXING SET



ART. F AG 9200 00 99

Pair of zinc-plated brackets for cabinet floor fixing

ART. F AG 9204 00 99

2 "HILTI" stud anchors suitable for non-cracked concrete floors \geq class C20/25
Recommended anchor strength: 2.9 KN
Anchor diameter: \varnothing 6 mm



If one or more drawers are inserted in the cabinets, it is mandatory to secure the cabinets to the floor or a wall.

OVERLAPPING CABINETS:

-F AA 1500 + F AA 1500

! MUST BE FIXED TO THE WALL AND THEIR LOAD CAPACITY MUST BE DIVIDED BY 2.



PERFOM A124

1023x400 mm

H 2000 mm



● ART. F AA 1300 52 04

METAL
COLOURS



GREY
RAL 7000
.01



GREEN
RAL 6011
.02



BLUE
RAL 5012
.04



GREY
RAL 7035
.08



CYLINDER LOCK (KEY)
Supplied standard with cylinder lock
and two keys



CONFIGURE YOUR CABINET FROM PAGE 411

- THE TOP SHELF CAPACITY IS 80 kg
- THE CABINET CAPACITY IS 800 kg

KEY



DRAWER
CAPACITY



DRAWER
EXTENSION



CABINET
CLOSURE



ALL INDICATED LOAD CAPACITY VALUES ARE NET AND REFER TO EVENLY DISTRIBUTED WEIGHTS

H 2000 mm



ART.					
F AA 1300 01 04	-	-	-	key	

4 adjustable shelves ART. F AC 2350 01 99 - load capacity 100 kg

H 2000 mm



3 mm thickness polycarbonate doors

ART.					
F AA 1302 03 04	-	-	-	key	

4 adjustable shelves ART. F AC 2350 01 99 - load capacity 100 kg

H 2000 mm



ART.					
F AA 1303 52 04	-	-	-	key	

1 adjustable shelf ART. F AC 2330 06 99 - load capacity 25 kg

4 perforated panels

load capacity 40 kg (each individual door with perforated panels)

1 set of 142 hooks ART. F BL 9525 00 99 (60 ART. CMV10037, 24 ART. CMV10014,

1 ART. CMV10025, 2 ART. CMV10017, 8 ART. CMV 10001, 3 ART. CMV 10007,

2 ART. CMV 10016, 19 ART. CMV 10022, 16 ART. CMV 10023, 7 ART. CMV 10021)

1 set of 13 hooks ART. F BL 9539 00 99 (1 ART. CMV10024, 8 ART. CMV10032,

2 ART. CMV10031, 2 ART. CMV10037)

TOOLS NOT INCLUDED

CABINET WITHOUT HOOKS ART. **F AA 1303 02 04**

H 2000 mm



ART.					
F AA 1300 52 04	-	-	-	key	

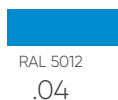
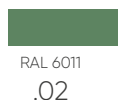
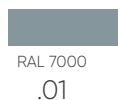
6 adjustable shelves ART. F AC 2350 01 99 - load capacity 100 kg

28 grey containers COMPAT mes. 3 art. FP CO C003B 00 51 01

CABINET WITHOUT CONTAINERS ART. **F AA 1300 02 04**



CONFIGURE YOUR CABINET

METAL
COLOURS



H 2000 mm





ART.		cabinet capacity	
F AA 1300 00 04		800 kg	key

Empty cabinet with pair of doors
Internal dimensions mm 995x345x1850 H

H 2000 mm





ART.		cabinet capacity	
F AA 1300 03 04		800 kg	key

Empty cabinet with pair of doors with perforated panels
Internal dimensions mm 995x345x1850 H
Load capacity of each individual door 40 kg
THE CABINETS WITH PERFORATED DOORS MUST BE SECURED
TO THE WALL

H 2000 mm



ART.		cabinet capacity	
F AA 1300 02 04		800 kg	key

Empty cabinet with pair of polycarbonate doors 3 mm thickness
Internal dimensions mm 995x345x1850 H
Load capacity of each individual door 40 kg



ADJUSTABLE SHELF, DEPTH 250 mm

ART.	dim. mm	capacity shelf
F AC 2330 06 99	995x250x35 H	25 kg

Galvanised finish - Including 2 guides
For containers COMPAT/ZEUS:



mes. 2



mes. 272-2



CONTAINERS
SEE PAGE
1074 (COMPAT) -
1088 (ZEUS)



This type of shelf can be fitted
even in the presence of the
perforated back panel.



ALL THE CABINETS ARE SUPPLIED AS STANDARD WITH 2 FLOOR FIXING BRACKETS AND 2 WALL FIXING BRACKETS

ADJUSTABLE SHELF, DEPTH 345 mm



ART.	dim. mm	capacity shelf	
F AC 2350 01 99	995x345x35 H	100 kg	

Galvanised finish
Including 4 hooks
Suitable for containers COMPAT/ZEUS:



mes. 3
mes. 3A2



mes. 272-3A2



CONTAINERS
SEE PAGE
1074 (COMPAT) -
1088 (ZEUS)



This type of shelf can be fitted only if the perforated back panel is not fitted.

CONTAINER HOOKER RAILS



ART.	dim. mm	capacity rail	
F BL 7438 00 99	445x86 H	10 kg	

Galvanised finish
Suitable for containers COMPAT/ZEUS:



mes. 1
mes. 2



mes. 272-2



CONTAINERS
SEE PAGE
1074 (COMPAT) -
1088 (ZEUS)



This type of rail can be applied to the doors with perforated panels or perforated panels fitted inside the cabinet.

PERFORATED PANEL



ART.	dim. mm	capacity panel	
F AC 8100 01 04	988x13x456 H	25 kg	

Including 4 brackets, 4 screws and 4 washers
Not suitable for doors



SET OF HOOKS
SEE PAGE 893



This type of panel is fitted inside the cabinet by means of 4 brackets complete of screws. A maximum of 4 panels can be fitted in height.

FIXING

FLOOR FIXING SET



ART. F AG 9200 00 99
Pair of zinc-plated brackets for cabinet floor fixing

ART. F AG 9204 00 99

2 "HILTI" stud anchors suitable for non-cracked concrete floors \geq class C20/25
Recommended anchor strength: 2.9 KN
Anchor diameter: \varnothing 6 mm



THE CABINETS MUST BE
SECURED TO THE FLOOR
OR TO THE WALL





PERFOM A130

1023x555 mm

H 2000 mm




● ART. F AA 1400 02 04

METAL
COLOURS



GREY
RAL 7000
.01



GREEN
RAL 6011
.02



BLUE
RAL 5012
.04



GREY
RAL 7035
.08



CYLINDER LOCK (KEY)
Supplied standard with cylinder lock
and two keys



SEPARATION ITEMS SEE PAGE 425 / 379



CONFIGURE YOUR CABINET FROM PAGE 421

- THE TOP SHELF CAPACITY IS 80 kg
- THE CABINET CAPACITY IS 800 kg

KEY



DRAWER
CAPACITY



DRAWER
EXTENSION



CABINET
CLOSURE



ALL INDICATED LOAD CAPACITY VALUES ARE NET AND REFER TO EVENLY DISTRIBUTED WEIGHTS

H 2000 mm



ART.					
F AA 1400 01 04		-	-	key	

4 adjustable shelves ART. F AC 2500 01 99 - load capacity 100 kg



The drawers in the cabinet have a maximum load capacity of 350 kg regardless of the load capacity of the cabinets.

H 2000 mm



ART.					
F AA 1400 02 04		50	87%	key	

4 adjustable shelves ART. F AC 2500 01 99 - load capacity 100 kg
3 drawers (54x27 EH)

H 2000 mm



ART.					
F AA 1400 07 04		50	87%	key	

4 adjustable shelves ART. F AC 2500 01 99 - load capacity 100 kg
1 drawer (54x27 EH)

H 2000 mm



ART.				
F AA 1400 11 04		50	87%	key

2 adjustable shelves ART. F AC 2500 01 99 - load capacity 100 kg
9 drawers (54x27 EH)

H 2000 mm



ART.				
F AA 1400 63 04		-	-	key

7 adjustable shelves ART. F AC 2500 01 99 - load capacity 100 kg
12 blue containers COMPAT **mes. 4A2** art. FP CO C4A2B 00 51 04
12 grey containers COMPAT **mes. 4** art. FP CO C004B 00 51 01

CABINET WITHOUT CONTAINERS ART. F AA 1400 13 04

H 2000 mm



ART.				
F AA 1403 55 04		50	87%	key

4 adjustable shelves ART. F AC 2330 07 99 - load capacity 25 kg
3 shelves ART. F AC 2350 07 99 - load capacity 50 kg
1 shelf ART. F AC 2500 01 99 - load capacity 100 kg
3 drawers (54x27 EH)
16 container fixing bars
40 blue containers COMPAT **mes. 1** art. FP CO C001A 00 51 04
44 grey containers COMPAT **mes. 2** art. FP CO C002A 00 51 01
16 blue containers COMPAT **mes. 3A2** art. FP CO C3A2B 00 51 04
CABINET WITHOUT CONTAINERS ART. F AA 1403 05 04

417

H 2000 mm



ART.				
F AA 1403 51 04		-	-	key

5 adjustable shelves ART. F AC 2350 07 99 - load capacity 50 kg
2 shelves ART. F AC 2500 01 99 - load capacity 100 kg
12 container fixing bars
48 blue containers COMPAT **mes. 1** art. FP CO C001A 00 51 04
5 grey containers COMPAT **mes. 2** art. FP CO C002A 00 51 01
20 blue containers COMPAT **mes. 3A2** art. FP CO C3A2B 00 51 04
9 grey containers COMPAT **mes. 4** art. FP CO C004B 00 51 01

CABINET WITHOUT CONTAINERS ART. F AA 1403 01 04



CAPACITY



EXTENSION



CLOSING

H 2000 mm



Cabinets with RK are supplied with safety rods to prevent the container exiting completely and with guide rails for precise sliding.



SEE PAGE 1317

ART.				
F AA 1400 65 04	-	-	-	key

11 adjustable shelves ART. F AC 2500 01 99 - load capacity 100 kg

3 blue containers ZEUS **mes. 272-4** art. FP ZE Z004B 00 51 04

55 RK blu art. **FP RK 5016 000 51 04**

11 RK blu art. **FP RK 5012 000 51 04**

77 guides for RK

66 safety rods for RK

CABINET WITHOUT CONTAINERS ART. **F AA 1400 15 04**

H 2000 mm







ART.				
F AA 1402 01 04	-	-	-	key

4 adjustable shelves ART. F AC 2500 01 99 - load capacity 100 kg



H 2200 mm







ART.				
F AA 1800 01 04		-	-	key

4 adjustable shelves ART. F AC 2500 01 99 - load capacity 100 kg

H 2200 mm







ART.				
F AA 1800 02 04		50	87%	key

4 adjustable shelves ART. F AC 2500 01 99 - load capacity 100 kg
3 drawers (54x27 EH)

H 2200 mm



ART.				
F AA 1800 05 04		50	87%	key

Cabinet with 2 perforated panels
1 adjustable shelf ART. F AC 2480 07 99- load capacity 50 kg
1 adjustable shelf ART. F AC 2500 01 99 - load capacity 100 kg
3 drawers (54x27 EH)



CONFIGURE YOUR CABINET

METAL
COLOURS



RAL 7000
.01



RAL 6011
.02



RAL 5012
.04



RAL 7035
.08

H 2000 mm



ART.		cabinet capacity	
F AA 1400 00 04		800 kg	key

Empty cabinet with pair of doors
Internal dimensions mm 995x500x1850 H

H 2000 mm



ART.		cabinet capacity	
F AA 1403 00 04		800 kg	key

Empty cabinet with pair of doors with perforated panels
Internal dimensions mm 995x500x1850 H
Load capacity of each individual door 40 kg
THE CABINETS WITH PERFORATED DOORS MUST BE SECURED TO THE WALL

H 2000 mm



ART.		cabinet capacity	
F AA 1402 00 04		800 kg	key

Empty cabinet with 3 mm thickness polycarbonate doors
Internal dimensions mm 995x500x1850 H

H 2200 mm



ART.		cabinet capacity	
F AA 1800 00 04		800 kg	key

Empty cabinet with roller shutter cabinet
Internal dimensions mm 995x500x1820 H





ALL THE CABINETS ARE SUPPLIED AS STANDARD WITH 2 FLOOR FIXING BRACKETS AND 2 WALL FIXING BRACKETS







PAIR OF NORMAL AND TELESCOPIC EXTENSION DRAWERS 24x27 EH


ART.	 usable dim. mm	kg	
F AC 1600 00 04	396x447x85 H*	50 kg	87%
F AC 1650 00 04	396x447x85 H*	60 kg	100%

*Dimensions refer to one drawer




NORMAL AND TELESCOPIC EXTENSION DRAWERS 54x27 EH

ART.	 usable dim. mm	kg	
F AC 1200 00 04	906x447x85 H	50 kg	87%
F AC 1250 00 04	906x447x85 H	100 kg	100%

 The drawers in the cabinet have a maximum load capacity of 350 kg regardless of the load capacity of the cabinets.



FULL EXTENSION SUSPENSION FOLDER FRAME FOR SUSPENSION FOLDER DIN A4

ART.	dim. mm	capacity frame	
F AC 7500 00 07	900x500	30 kg	100%

Colour black RAL 9005



If drawers are placed in cabinets at a height of more than 1000 mm from the floor, wall fixing is a mandatory option.

ADJUSTABLE SHELF, DEPTH 500 mm

ART.	dim. mm	capacity shelf	strength. bar
F AC 2500 01 99	995x500x35 H	100 kg	-
F AC 2500 03 99*	995x500x35 H	180 kg	1

Galvanised finish

*RK series containers can not be placed on shelves with a reinforcement
Suitable for containers COMPAT/ZEUS:



mes. 4A2

mes. 4

mes. 4A5



mes. 272-4A2

mes. 272-4

mes. 272-4A5



CONTAINERS
SEE PAGE
1074 (COMPAT) -
1088 (ZEUS)



This type of shelf can be fitted only if the perforated back panel is not fitted. It is not possible to fit RK series containers on shelves with 1 strengthening bar.

ADJUSTABLE SHELF, DEPTH 480 mm

ART.	dim. mm	capacity shelf
F AC 2480 07 99	995x480x35 H	50 kg

Galvanised finish

Suitable for containers COMPAT/ZEUS:



mes. 4A2

mes. 4

mes. 4A5



mes. 272-4A2

mes. 272-4

mes. 272-4A5



CONTAINERS
SEE PAGE
1074 (COMPAT) -
1088 (ZEUS)



This type of shelf can be fitted even in the presence of the perforated back panel.

PERFOM 1023x555 mm



ADJUSTABLE SHELF, DEPTH 345 mm

ART.	dim. mm	capacity shelf	
F AC 2350 07 99	995x345x35 H	50 kg	

Galvanised finish
Suitable for containers COMPAT/ZEUS:



mes. 3
mes. 3A2



mes. 272-3A2



CONTAINERS
SEE PAGE
1074 (COMPAT) -
1088 (ZEUS)



This type of shelf can be fitted when the perforated back panel is used or when the size 1 containers are hooked on the perforated door panels.



ADJUSTABLE SHELF, DEPTH 250 mm

ART.	dim. mm	capacity shelf	
F AC 2330 07 99	995x250x35 H	25 kg	

Galvanised finish
Including 2 guides
Suitable for containers COMPAT/ZEUS:



mes. 2



mes. 272-2



CONTAINERS
SEE PAGE
1074 (COMPAT) -
1088 (ZEUS)



This type of shelf can be fitted when the perforated back panel is used or when the size 2 containers are hooked on the perforated door panels.



CONTAINER'S RAIL

ART.	dim. mm	capacity rail	
F BL 7438 00 99	445x86 H	10 kg	

Galvanised finish
Suitable for containers COMPAT/ZEUS:



mes. 1
mes. 2



mes. 272-2



CONTAINERS
SEE PAGE
1074 (COMPAT) -
1088 (ZEUS)



This type of rail can be applied to the doors with perforated panels or to the perforated panels fitted inside the cabinet.



PERFORATED PANEL

ART.	dim. mm	capacity panel	
F AC 8100 01 04	988x13x456 H	25 kg	

Including 4 brackets, 4 screws e 4 washers
Not suitable for doors



SET OF HOOKS
SEE PAGE 893



This type of panel is fitted inside the cabinet by means of 4 brackets complete of screws. A maximum of 4 panels can be fitted in height.

FIXING

CABINET-TO-CABINET FIXING SET

ART. F UZ 9995 00 00

Drilling and hardware for fixing two overlapping cabinets



FLOOR FIXING SET

ART. F AG 9200 00 99

Pair of zinc-plated brackets for cabinet floor fixing

ART. F AG 9204 00 99

2 "HILTI" stud anchors suitable for non-cracked concrete floors \geq class C20/25
Recommended anchor strength: 2.9 KN
Anchor diameter: \varnothing 6 mm



THE CABINETS MUST BE SECURED TO THE FLOOR OR TO THE WALL

OVERLAPPING CABINETS:


-F AA 1400 + F AA 1200

MUST BE FIXED TO THE WALL AND THEIR LOAD CAPACITY MUST BE DIVIDED BY 2.






24x27 EH PARTITIONING MATERIAL



ART. For front height mm

F FH 0050 01 00 100

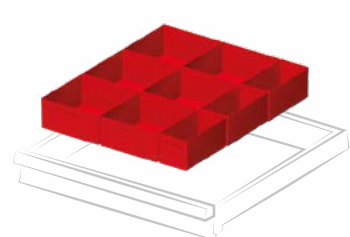
Set including: 1 slotted partition 455 mm,
2 plain partitions 200 mm



ART. For front height mm

F FH 0050 02 00 100

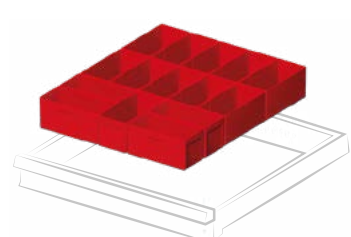
Set including: 2 slotted partitions 455 mm,
3 plain partitions 132 mm



ART. For front height mm

F FH 0050 08 00 100

Set including: 3 plastic boxes 150x75 mm,
6 plastic boxes 150x150 mm

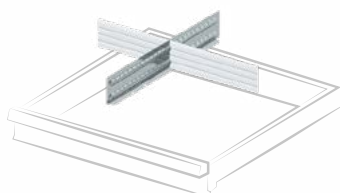


ART. For front height mm

F FH 0050 09 00 100

Set including: 15 plastic boxes 150x75 mm

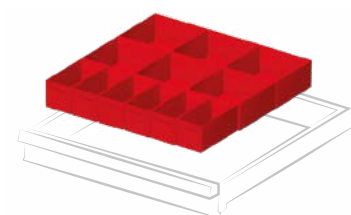
27x27 EH



ART. For front height mm

F FH 0100 02 00 100

Set including: 1 slotted partition 455 mm,
1 plain partition 200 mm, 1 plain partition 251 mm



ART. For front height mm

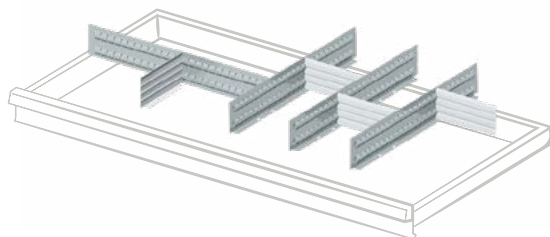
F FH 0100 08 00 100

Set including: 6 plastic boxes 150x75 mm,
6 plastic boxes 150x150 mm



PARTITIONING MATERIAL
SEE PAGE 379


54x27 EH



ART. For front height mm

F FH 0200 01 00 100

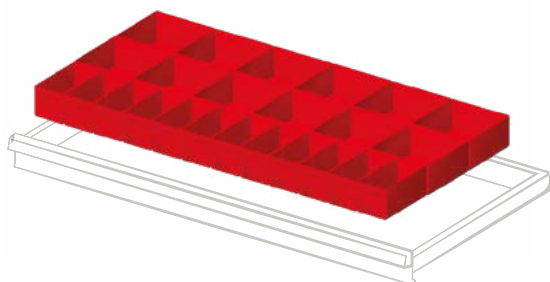
Set including: 4 slotted partitions 455 mm,
4 plain partitions 149 mm



ART. For front height mm

F FH 0200 02 00 100


Set including: 5 slotted partitions 455 mm,
10 plain partitions 149 mm



ART. For front height mm

F FH 0200 06 00 100


Set including: 12 plastic boxes 150x75 mm,
12 plastic boxes 150x150 mm



ART. For front height mm

F FH 0250 03 00 100

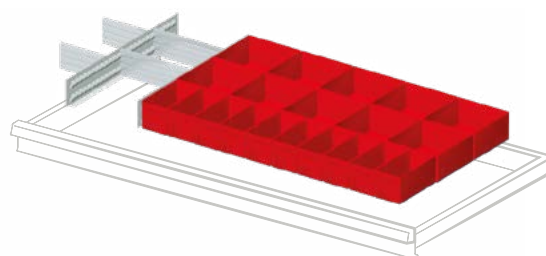
Set including: 3 slotted partitions 455 mm,
1 slotted partition 600 mm, 3 plain partitions 149 mm,
2 plain partitions 166 mm, 2 plain partitions 302 mm



ART. For front height mm

F FH 0250 04 00 100

Set including: 3 slotted partitions 455 mm,
1 plain partition 166 mm, 3 plain partitions 302 mm



ART. For front height mm

F FH 0250 06 00 100

Set including: 2 slotted partitions 455 mm, 2 plain partitions
132 mm, 2 plain partitions 200 mm, 10 plastic boxes 150x150
mm, 10 plastic boxes 150x150 mm

64x27 EH





H 2000 mm



● ART. F AB 7300 01 04

H 1000 mm



● ART. F AB 7100 02 04

METAL
COLOURS



GREY
RAL 7000
.01



GREEN
RAL 6011
.02



BLUE
RAL 5012
.04



GREY
RAL 7035
.08



CYLINDER LOCK (KEY)
Supplied standard with cylinder lock
and two keys



CONFIGURE YOUR CABINET FROM PAGE 431

- THE TOP SHELF CAPACITY IS 80 kg
- THE CABINET CAPACITY IS 300/400 kg
PER COMPARTMENT (SEE PAGE 431)

KEY



DRAWER
CAPACITY



DRAWER
EXTENSION



CABINET
CLOSURE



ALL INDICATED LOAD CAPACITY VALUES ARE NET AND REFER TO EVENLY DISTRIBUTED WEIGHTS

H 1000 mm



ART.



kg



● **F AB 7100 02 04**

-

-

key

2 adjustable shelves ART. F AC 2450 01 99 - load capacity 100 kg
1 centre support

H 1200 mm



ART.



kg



● **F AB 7200 53 04**

-

-

key

4 adjustable shelves ART. F AC 2450 01 99 - load capacity 100 kg
1 centre support
2 grey containers COMPAT **mes. 2** art. FP CO C002A 00 51 01
8 blue containers COMPAT **mes. 3** art. FP CO C003B 00 51 04

CABINET WITHOUT CONTAINERS ART. **F AB 7200 03 04**

H 2000 mm



ART.



kg



● **F AB 7302 51 04**

-

-

key

8 adjustable shelves ART. F AC 2450 01 99 - load capacity 100 kg
1 centre support
2 grey containers COMPAT **mes. 2** art. FP CO C002A 00 51 01
4 blue containers COMPAT **mes. 3A2** art. FP CO C3A2B 00 51 04
4 blue containers COMPAT **mes. 3** art. FP CO C003B 00 51 04

CABINET WITHOUT CONTAINERS ART. **F AB 7302 01 04**

H 2000 mm



ART.



kg



● **F AB 7300 01 04**

-

-

key

8 adjustable shelves ART. F AC 2450 01 99 - load capacity 100 kg
1 centre support

CONFIGURE YOUR CABINET

METAL
COLOURS



RAL 7000
.01



RAL 6011
.02



RAL 5012
.04



RAL 7035
.08

H 1000 mm



ART.		capacity per compartment	
F AB 7100 01 04		300 300 kg	key

Empty cabinet with doors and centre support
Internal dimensions per compartment mm 995x370x850 H

H 1200 mm



ART.		capacity per compartment	
F AB 7200 01 04		300 300 kg	key

Empty cabinet with doors and centre support
Internal dimensions per compartment mm 995x370x1050 H

The cabinet series F AB 7100/7200 is standard supplied with 2 floor fixing brackets and 2 wall fixing brackets.

H 2000 mm



ART.		capacity per compartment	
F AB 7300 00 04		400 400 kg	key

Empty cabinet with doors and centre support
Internal dimensions per compartment mm 995x370x1850 H

H 2000 mm



ART.		capacity per compartment	
F AB 7302 00 04		400 400 kg	key

Empty cabinet with polycarbonate doors and centre support
Internal dimensions per compartment mm 995x370x1850 H

The cabinet series F AB 7300/7302 is standard supplied with 4 floor fixing brackets and 4 wall fixing brackets.





FULL EXTENSION SUSPENSION FOLDER FRAME FOR SUSPENSION FOLDER DIN A4

ART.	dim. mm	capacity frame	
F AC 7400 00 07	990x370	30 kg	100%

Colour black RAL 9005



3-EDGE TOP SHELF

ART.	dim. mm
F AC 4450 01 07	2046x450x20 H

Pvc coated shelf. Colour Black

FOR CABINET F AB 7100 / 7200



MDF TOP SHELF DIM. 2046x450x31,5 mm H

ART.	finishes	for cabinet
F UZ 3040 11 07	1 side profile	RH or LH final

MDF shelf with oil-proof top rubber coating. Colour black



MDF TOP SHELF DIM. 2046x450x31,5 mm H

ART.	finishes	for cabinet
F UZ 3040 12 07	-	central


MDF shelf with oil-proof top rubber coating. Colour black



MDF TOP SHELF DIM. 2046x450x31,5 mm H

ART.	finishes	for cabinet
F UZ 3040 13 07	2 side profiles	single

MDF shelf with oil-proof top rubber coating. Colour black



**OIL-PROOF
RUBBER
FINISHING**



**MDF SHELF
APPLICATION**



ART. F UZ 9997 00 00

DRILLING OF THE CABINET UPPER
SHELF FOR THE MDF TOP FIXING
INCLUDING FIXING SCREWS



ADJUSTABLE SHELF, DEPTH 370 mm

ART.	dim. mm	capacity shelf	strength. bar
F AC 2450 01 99	995x370x35 H	100 kg	-
F AC 2450 03 99	995x370x35 H	150 kg	1

Galvanised finish
Including 4 hooks
Suitable for containers COMPAT/ZEUS:



This type of shelf can be assembled only if the perforated back panel is not fitted.



mes. 3



mes. 272-3A2

mes. 3A2



CONTAINERS
SEE PAGE
1074 (COMPAT) -
1088 (ZEUS)



PERFORATED PANEL

ART.	dim. mm
F AC 8100 01 04	988x13x456 H

Including 4 brackets, 4 screws and 4 washers



This type of panel is fitted inside the cabinet by means of 4 brackets complete of screws. A maximum of 4 panels can be fitted in height.



SET OF HOOKS
SEE PAGE 893

FIXING

CABINET-TO-CABINET FIXING SET

ART. F AG 9202 00 99

Cabinet-to-cabinet fixing set with 4 screws complete with M8 nuts

ART. F UZ 9995 00 00

Drilling and hardware for fixing two overlapping cabinets

FLOOR FIXING SET



ART. F AG 9200 00 99

Pair of zinc-plated brackets for cabinet floor fixing

ART. F AG 9204 00 99

2 "HILTI" stud anchors suitable for non-cracked concrete floors \geq class C20/25
Recommended anchor strength: 2.9 KN
Anchor diameter: \varnothing 6 mm



THE CABINETS MUST BE SECURED TO THE FLOOR OR TO THE WALL

OVERLAPPING CABINETS:

- F AB 7100 + F AB 7100
- F AB 7100 + F AB 7200
- F AB 7200 + F AB 7200
- F AB 7300 + F AB 7100
- F AB 7300 + F AB 7200

MUST BE FIXED TO THE WALL AND THEIR LOAD CAPACITY MUST BE DIVIDED BY 2.





H 2000 mm



● ART. F AB 5300 02 04

H 1000 mm



● ART. F AB 5100 02 04

METAL
COLOURS



GREY
RAL 7000
.01



GREEN
RAL 6011
.02



BLUE
RAL 5012
.04



GREY
RAL 7035
.08



CYLINDER LOCK (KEY)
Supplied standard with cylinder lock
and two keys



CONFIGURE YOUR CABINET FROM PAGE 437

- THE TOP SHELF CAPACITY IS 80 kg
- THE CABINET CAPACITY IS 600/800 kg
(SEE PAGE 437)

KEY



DRAWER
CAPACITY



DRAWER
EXTENSION



CABINET
CLOSURE



ALL INDICATED LOAD CAPACITY VALUES ARE NET AND REFER TO EVENLY DISTRIBUTED WEIGHTS

H 1000 mm



ART.		kg			
● F AB 5100 02 04		-	-	key	

1 adjustable shelf ART. F AC 2650 01 99 - load capacity 100 kg
Without centre support

H 1200 mm



ART.		kg			
● F AB 5200 53 04		-	-	key	

2 adjustable shelves ART. F AC 2650 01 99 - load capacity 100 kg
Without centre support 6 blue containers COMPAT **mes. 3**
art. FP CO C003B 00 51 04

CABINET WITHOUT CONTAINERS ART. **F AB 5200 03 04**

H 2000 mm



ART.		kg			
F AB 5302 52 04		-	-	key	

8 adjustable shelves ART. F AC 2250 01 99 - load capacity 150 kg
1 centre support
9 blue containers COMPAT **mes. 3** art. FP CO C003B 00 51 04

CABINET WITHOUT CONTAINERS ART. **F AB 5302 02 04**

H 2000 mm



ART.		kg			
● F AB 5300 02 04		-	-	key	

4 adjustable shelves ART. F AC 2650 01 99 - load capacity 100 kg
Without centre support

CONFIGURE YOUR CABINET

METAL
COLOURS



RAL 7000
.01



RAL 6011
.02



RAL 5012
.04



RAL 7035
.08

H 1000 mm



ART.		cabinet capacity	
F AB 5100 00 04		600 kg	key

Empty cabinet with doors without centre support
Internal dimensions per compartment mm 1470x370x850 H

H 1200 mm



ART.		cabinet capacity	
F AB 5200 00 04		600 kg	key

Empty cabinet with doors without centre support
Internal dimensions per compartment mm 1470x370x1050 H

H 2000 mm



ART.		cabinet capacity	
F AB 5300 00 04		800 kg	key

Empty cabinet with doors without centre support
Internal dimensions per compartment mm 1470x370x1850 H

H 2000 mm



ART.		cabinet capacity	
F AB 5302 00 04		800 kg	key

Empty cabinet with polycarbonate doors without centre support
Internal dimensions per compartment mm 1470x370x1850 H



ALL THE CABINETS ARE SUPPLIED AS STANDARD WITH 2 FLOOR FIXING BRACKETS AND 2 WALL FIXING BRACKETS



3-EDGE TOP SHELF

ART.	dim. mm	
F AC 4350 01 07	1500x450x20 H	

Pvc coated shelf. Colour Black
FOR CABINET F AB 5100 / 5200



MDF TOP SHELF DIM.1500x450x31,5 mm H

ART.	finishes	for cabinet	
F UZ 3030 11 07	1 side profile	RH or LH final	


MDF shelf with oil-proof top rubber coating. Colour black



MDF TOP SHELF DIM.1500x450x31,5 mm H

ART.	finishes	for cabinet	
F UZ 3030 12 07	-	central	

MDF shelf with oil-proof top rubber coating. Colour black



**OIL-PROOF
RUBBER
FINISHING**



**MDF SHELF
APPLICATION**



MDF TOP SHELF DIM. 1500x450x31,5 mm H

ART.	finishes	for cabinet	
F UZ 3030 13 07	2 side profiles	single	

MDF shelf with oil-proof top rubber coating. Colour black



ART. F UZ 9998 00 00
DRILLING OF THE CABINET UPPER
SHELF FOR THE MDF TOP FIXING
INCLUDING FIXING SCREWS

ADJUSTABLE SHELF, DEPTH 370 mm

ART.	dim. mm	capacity shelf
F AC 2650 01 99	1470x370x35 H	100 kg

Galvanised finish
Including 4 hooks
Suitable for containers COMPAT/ZEUS:

This type of shelf can be fitted only if the centre support is not fitted.



mes. 3
mes. 3A2



mes. 272-3A2



CONTAINERS
SEE PAGE
1074 (COMPAT) -
1088 (ZEUS)

ADJUSTABLE SHELF, DEPTH 370 mm

ART.	dim. mm	capacity shelf
F AC 2250 01 99	722x370x35 H	150 kg

Galvanised finish
Including 4 hooks
Suitable for containers COMPAT/ZEUS:

This type of shelf can be fitted even in the presence of the centre support.



mes. 3
mes. 3A2



mes. 272-3A2



CONTAINERS
SEE PAGE
1074 (COMPAT) -
1088 (ZEUS)

CENTRE SUPPORT FOR CABINETS

ART.		for cabinet mm
F AC 3100 00 99	A	450x1000 H
F AC 3200 00 99	B	450x1200 H
F AC 3300 00 99	C	450x2000 H

The centre support cannot be ordered separately from the cabinet.
The capacity of each compartment will be half the capacity of the cabinet.

FIXING

CABINET-TO-CABINET FIXING SET

ART. F AG 9202 00 99

Cabinet-to-cabinet fixing set with 4 screws complete with M8 nuts

ART. F UZ 9995 00 00

Drilling and hardware for fixing two overlapping cabinets

FLOOR FIXING SET



ART. F AG 9200 00 99

Pair of zinc-plated brackets for cabinet floor fixing

ART. F AG 9204 00 99

2 "HILTI" stud anchors suitable for non-cracked concrete floors \geq class C20/25

Recommended anchor strength: 2.9 KN

Anchor diameter: \varnothing 6 mm



THE CABINETS MUST BE SECURED TO THE FLOOR OR TO THE WALL

OVERLAPPING CABINETS:

- F AB 5100 + F AB 5100
- F AB 5100 + F AB 5200
- F AB 5200 + F AB 5200
- F AB 5300 + F AB 5100
- F AB 5300 + F AB 5200

MUST BE FIXED TO THE WALL AND THEIR LOAD CAPACITY MUST BE DIVIDED BY 2.





H 2000 mm



● ART. F AB 3300 04 04

H 1000 mm




● ART. F AB 3100 01 04

METAL
COLOURS



GREY
RAL 7000
.01



GREEN
RAL 6011
.02



BLUE
RAL 5012
.04



GREY
RAL 7035
.08



CYLINDER LOCK (KEY)
Supplied standard with cylinder lock
and two keys



CONFIGURE YOUR CABINET FROM PAGE 443

- THE TOP SHELF CAPACITY IS 80 kg
- THE CABINET CAPACITY IS 600/800 kg
(SEE PAGE 443)

KEY



DRAWER
CAPACITY



DRAWER
EXTENSION



CABINET
CLOSURE



ALL INDICATED LOAD CAPACITY VALUES ARE NET AND REFER TO EVENLY DISTRIBUTED WEIGHTS

H 1000 mm



ART.					
F AB 3100 01 04		-	-	key	

1 adjustable shelf ART. F AC 2450 01 99 - load capacity 100 kg

H 1200 mm



ART.					
F AB 3200 02 04		-	-	key	

2 adjustable shelves ART. F AC 2450 01 99 - load capacity 100 kg

H 2000 mm



ART.					
F AB 3300 01 04		-	-	key	

4 adjustable shelves ART. F AC 2450 01 99 - load capacity 150 kg

H 2000 mm



ART.					
F AB 3300 03 04		-	-	key	

5 adjustable shelves ART. F AC 2450 01 99 - load capacity 100 kg

H 2000 mm




ART.					
F AB 3300 04 04		-	-	key	


6 adjustable shelves ART. F AC 2450 01 99 - load capacity 100 kg

CONFIGURE YOUR CABINET


METAL COLOURS




RAL 7000
.01



RAL 6011
.02





RAL 5012
.04



RAL 7035
.08

H 1000 mm





ART.		cabinet capacity		
F AB 3100 00 04		600 kg	key	

Empty cabinet with doors
Internal dimensions mm 995x370x850 H

H 1200 mm





ART.		cabinet capacity		
F AB 3200 00 04		600 kg	key	

Empty cabinet with doors
Internal dimensions mm 995x370x1050 H

H 2000 mm



ART.		cabinet capacity		
F AB 3300 00 04		800 kg	key	

Empty cabinet with doors
Internal dimensions mm 995x370x1850 H



ALL THE CABINETS ARE SUPPLIED AS STANDARD WITH 2 FLOOR FIXING BRACKETS AND 2 WALL FIXING BRACKETS



3-EDGE TOP SHELF

ART.	dim. mm	
F AC 4150 01 07	1023x450x20 H	


Pvc coated shelf. Colour Black
FOR CABINET F AB 3100 / 3200



MDF TOP SHELF DIM. 1023x450x31,5 mm H

ART.	finishes	for cabinet	
F UZ 3010 11 07	1 side profile	RH or LH final	

MDF shelf with oil-proof top rubber coating. Colour black



**OIL-PROOF
RUBBER
FINISHING**



MDF TOP SHELF DIM. 1023x450x31,5 mm H

ART.	finishes	for cabinet	
F UZ 3010 12 07	-	central	

MDF shelf with oil-proof top rubber coating. Colour black



**MDF SHELF
APPLICATION**



MDF TOP SHELF DIM. 1023x450x31,5 mm H

ART.	finishes	for cabinet	
F UZ 3010 13 07	2 side profiles	single	

MDF shelf with oil-proof top rubber coating. Colour black



ART. F UZ 9999 00 00

DRILLING OF THE CABINET UPPER
SHELF FOR THE MDF TOP FIXING
INCLUDING FIXING SCREWS



ADJUSTABLE SHELF, DEPTH 370 mm

ART.	dim. mm	capacity shelf	strength. bar
F AC 2450 01 99	995x370x35 H	100 kg	-
F AC 2450 03 99	995x370x35 H	150 kg	1

Galvanised finish
Including 4 hooks.
Suitable for containers COMPAT/ZEUS:



This type of shelf can be assembled only if the perforated back panel is not fitted.




mes. 3
mes. 3A2



mes. 272-3A2



CONTAINERS
SEE PAGE
1074 (COMPAT) -
1088 (ZEUS)



PERFORATED PANEL

ART.	dim. mm	capacity panel
F AC 8100 01 04	988x13x456 H	25 kg

Including 4 brackets, 4 screws and 4 washers

This type of panel is fitted inside the cabinet by means of 4 brackets complete of screws. A maximum of 4 panels can be fitted in height.



SET OF HOOKS
SEE PAGE 893

FIXING

CABINET-TO-CABINET FIXING SET

ART. F AG 9202 00 99

Cabinet-to-cabinet fixing set with 4 screws complete with M8 nuts

ART. F UZ 9995 00 00

Drilling and hardware for fixing two overlapping cabinets

FLOOR FIXING SET



ART. F AG 9200 00 99

Pair of zinc-plated brackets for cabinet floor fixing

ART. F AG 9204 00 99

2 "HILTI" stud anchors suitable for non-cracked concrete floors \geq class C20/25
Recommended anchor strength: 2.9 KN
Anchor diameter: \varnothing 6 mm




THE CABINETS MUST BE SECURED TO THE FLOOR OR TO THE WALL

OVERLAPPING CABINETS:

- F AB 3100 + F AB 3100
- F AB 3100 + F AB 3200
- F AB 3200 + F AB 3200
- F AB 3300 + F AB 3100
- F AB 3300 + F AB 3200

MUST BE FIXED TO THE
WALL AND THEIR LOAD
CAPACITY MUST BE
DIVIDED BY 2.






H 2000 mm



● ART. F AB 8300 02 04

H 1000 mm



● ART. F AB 8100 10 04

METAL
COLOURS



GREY
RAL 7000
.01



GREEN
RAL 6011
.02



BLUE
RAL 5012
.04



GREY
RAL 7035
.08



CYLINDER LOCK (KEY)
Supplied standard with cylinder lock
and two keys



CONFIGURE YOUR CABINET FROM PAGE 451



SEPARATION ITEMS SEE PAGE 425 / 379

- THE TOP SHELF CAPACITY IS 80 kg
- THE CABINET CAPACITY IS 600/800 kg
PER COMPARTMENT (SEE PAGE 451)

KEY



DRAWER
CAPACITY



DRAWER
EXTENSION



CABINET
CLOSURE



ALL INDICATED LOAD CAPACITY VALUES ARE NET AND REFER TO EVENLY DISTRIBUTED WEIGHTS

H 1000 mm



ART.				
F AB 8100 08 04		50	87%	key

2 adjustable shelves ART. F AC 2500 01 99 - load capacity 100 kg
2 drawers (54x27 EH)
1 centre support

H 1000 mm



ART.				
F AB 8100 10 04		-	87%	key

2 adjustable shelves ART. F AC 2500 01 99 - load capacity 100 kg
1 centre support



H 2000 mm



ART.		kg			
F AB 8300 01 04		-	-	key	

8 adjustable shelves ART. F AC 2500 01 99 - load capacity 100 kg

H 2000 mm



ART.		kg			
F AB 8300 02 04		50	87%	key	

4 adjustable shelves ART. F AC 2500 01 99 - load capacity 100 kg
4 drawers (54x27 EH)
1 centre support

H 2000 mm



ART.		kg			
F AB 8300 09 04		50	87%	key	

8 adjustable shelves ART. F AC 2500 01 99 - load capacity 100 kg
6 drawers (54x27 EH)
1 centre support

H 2000 mm




ART.		kg			
F AB 8302 01 04		-	-	key	

8 adjustable shelves ART. F AC 2500 01 99 - load capacity 100 kg
1 centre support




CONFIGURE YOUR CABINET


METAL COLOURS




RAL 7000
.01



RAL 6011
.02



RAL 5012
.04



RAL 7035
.08

H 1000 mm



ART.		capacity per compartment		
F AB 8100 01 04		600 600 kg	key	

Empty cabinet with doors and centre support
Internal dimensions mm 995x500x850 H

The F AB 8100 series cabinets are supplied as standard with
2 floor fixing brackets, 2 wall fixing brackets and 2 levelling devices.

H 2000 mm



ART.		capacity per compartment		
F AB 8300 00 04		800 800 kg	key	

Empty cabinet with doors and centre support
Internal dimensions mm 995x500x1850 H

H 2000 mm






ART.		capacity per compartment		
F AB 8302 00 04		800 800 kg	key	

Empty cabinet with polycarbonate doors and centre support
Internal dimensions mm 995x500x1850 H

The F AB 8300/ 8302 series cabinets are supplied as standard with
4 floor fixing brackets, 4 wall fixing brackets and 4 levelling devices.






PAIR OF NORMAL AND TELESCOPIC EXTENSION DRAWERS 24x27 EH


ART.	 usable dim. mm	 kg		
F AC 1600 00 04*	396x447x85 H	50 kg	87%	
F AC 1650 00 04*	396x447x85 H	60 kg	100%	

*Dimensions refer to one drawer



NORMAL AND TELESCOPIC EXTENSION DRAWERS 54x27 EH

ART.	 usable dim. mm	 kg		
F AC 1200 00 04	906x447x85 H	50 kg	87%	
F AC 1250 00 04	906x447x85 H	100 kg	100%	


 The drawers in the cabinet have a maximum load capacity of 350 kg regardless of the load capacity of the cabinets.



If one or more drawers are fitted, the cabinets must be secured to the floor or to the wall. If the cabinets are placed on the top of the other, they must be secured to the wall.



FULL EXTENSION SUSPENSION FOLDER FRAME FOR SUSPENSION FOLDER DIN A4

ART.	dim. mm	capacity frame		
F AC 7500 00 07	990x500	30 kg	100%	

Colour black RAL 9005



3-EDGE TOP SHELF

ART.	dim. mm	
F AC 4500 01 07	2046x600x20 H	


Pvc coated shelf. Colour Black
FOR CABINET F AB 8100



MDF TOP SHELF DIM. 2046x600x31,5 mm H

ART.	finishes	for cabinet	
F UZ 3170 11 07	1 side profile	RH or LH final	

MDF shelf with oil-proof top rubber coating. Colour black



OIL-PROOF
RUBBER
FINISHING



MDF TOP SHELF DIM. 2046x600x31,5 mm H

ART.	finishes	for cabinet	
F UZ 3170 12 07	-	central	

MDF shelf with oil-proof top rubber coating. Colour black



MDF SHELF
APPLICATION



MDF TOP SHELF DIM. 2046x600x31,5 mm H

ART.	finishes	for cabinet	
F UZ 3170 13 07	2 side profiles	single	

MDF shelf with oil-proof top rubber coating. Colour black



ART. F UZ 9997 00 00
DRILLING OF THE CABINET UPPER
SHELF FOR THE MDF TOP FIXING
INCLUDING FIXING SCREWS



ADJUSTABLE SHELF, DEPTH 500 mm

ART.	dim. mm	capacity shelf	strength. bar
F AC 2500 01 99	995x500x35 H	100 kg	-
F AC 2500 03 99*	995x500x35 H	180 kg	1

Galvanised finish

*RK series containers can not be placed on shelves with a reinforcement including 4 hooks.

Suitable for containers COMPAT/ZEUS:



mes. 4A2

mes. 4

mes. 4A5



mes. 272-4A2

mes. 272-4

mes. 272-4A5



CONTAINERS
SEE PAGE
1074 (COMPAT) -
1088 (ZEUS)



This type of shelf can be assembled only if the perforated back panel is not fitted.



ADJUSTABLE SHELF, DEPTH 480 mm

ART.	dim. mm	capacity shelf
F AC 2480 07 99	995x480x35 H	50 kg

Galvanised finish

Suitable for containers COMPAT/ZEUS:



mes. 4A2

mes. 4

mes. 4A5



mes. 272-4A2

mes. 272-4

mes. 272-4A5



CONTAINERS
SEE PAGE
1074 (COMPAT) -
1088 (ZEUS)



This type of shelf can be fitted even in the presence of the perforated back panel.



PERFORATED PANEL

ART.	dim. mm	capacity shelf
F AC 8100 01 04	988x13x456 H	25 kg

Including 4 brackets, 4 screws and 4 washers



SET OF HOOKS
SEE PAGE 893



This type of panel is fitted inside the cabinet by means of 4 brackets complete of screws. A maximum of 4 panels can be fitted in the height.

FIXING

CABINET-TO-CABINET FIXING SET

ART. F AG 9202 00 99

Cabinet-to-cabinet fixing set with 4 screws complete with M8 nuts

ART. F UZ 9995 00 00

Drilling and hardware for fixing two overlapping cabinets

FLOOR FIXING SET



ART. F AG 9200 00 99

Pair of zinc-plated brackets for cabinet floor fixing

ART. F AG 9204 00 99

2 "HILTI" stud anchors suitable for non-cracked concrete floors \geq class C20/25

Recommended anchor strength: 2.9 KN

Anchor diameter: \varnothing 6 mm



THE CABINETS MUST BE SECURED TO THE FLOOR OR TO THE WALL

OVERLAPPING CABINETS:

-F AB 8100 + F AB 8100
-F AB 8300 + F AB 8100

MUST BE FIXED TO THE WALL AND THEIR LOAD CAPACITY MUST BE DIVIDED BY 2.



PERFOM A600

1500x600 mm

H 2000 mm



● ART. F AB 6300 02 04

H 1000 mm



● ART. F AB 6100 02 04

METAL
COLOURS



GREY
RAL 7000
.01



GREEN
RAL 6011
.02



BLUE
RAL 5012
.04



GREY
RAL 7035
.08



CYLINDER LOCK (KEY)
Supplied standard with cylinder lock
and two keys



CONFIGURE YOUR CABINET FROM PAGE 457

- THE TOP SHELF CAPACITY IS 80 kg
- THE CABINET CAPACITY IS 600/800 kg
(SEE PAGE 457)

KEY



DRAWER
CAPACITY



DRAWER
EXTENSION



CABINET
CLOSURE



ALL INDICATED LOAD CAPACITY VALUES ARE NET AND REFER TO EVENLY DISTRIBUTED WEIGHTS

H 1000 mm



ART.		kg			
● F AB 6100 02 04		-	-	key	

1 adjustable shelf ART. F AC 2700 01 99 – load capacity 100 kg without centre support

H 1000 mm



ART.		kg			
F AB 6100 05 04		-	-	key	

2 adjustable shelves ART. F AC 2300 01 99 – load capacity 150 kg
1 centre support

H 2000 mm



ART.		kg			
● F AB 6300 02 04		-	-	key	

4 adjustable shelves ART. F AC 2700 01 99 – load capacity 100 kg without centre support

H 2000 mm



ART.		kg			
F AB 6302 52 04		-	-	key	

8 adjustable shelves ART. F AC 2300 01 99 – load capacity 150 kg
1 centre support
5 grey containers COMPAT mes. 4 art. FP CO C004B 51 01

CABINET WITHOUT CONTAINERS ART. F AB 6302 02 04

CONFIGURE YOUR CABINET

METAL
COLOURS



RAL 7000
.01



RAL 6011
.02





RAL 5012
.04



RAL 7035
.08

H 1000 mm




ART.		cabinet capacity	
F AB 6100 00 04		600 kg	key

Empty cabinet with doors without centre support
Internal dimensions mm 1470x500x850 H

H 2000 mm





ART.		cabinet capacity	
F AB 6300 00 04		800 kg	key

Empty cabinet with doors without centre support
Internal dimensions mm 1470x500x1850 H

H 2000 mm



ART.		cabinet capacity	
F AB 6302 00 04		800 kg	key

Empty cabinet with polycarbonate doors without centre support
Internal dimensions mm 1470x500x1850 H



ALL THE CABINETS ARE SUPPLIED AS STANDARD WITH 2 FLOOR FIXING BRACKETS AND 2 WALL FIXING BRACKETS



3-EDGE TOP SHELF

ART.	dim. mm	
F AC 4400 01 07	1500x600x20 H	

Pvc coated shelf. Colour Black
FOR CABINET F AB 6100



MDF TOP SHELF DIM. 1500x600x31,5 mm H

ART.	finishes	for cabinet	
F UZ 3160 11 07	1 side profile	RH or LH final	


MDF shelf with oil-proof top rubber coating. Colour black



MDF TOP SHELF DIM. 1500x600x31,5 mm H

ART.	finishes	for cabinet	
F UZ 3160 12 07	-	central	

MDF shelf with oil-proof top rubber coating. Colour black



**OIL-PROOF
RUBBER
FINISHING**



MDF TOP SHELF DIM. 1500x600x31,5 mm H

ART.	finishes	for cabinet	
F UZ 3160 13 07	2 side profiles	single	

MDF shelf with oil-proof top rubber coating. Colour black



**MDF SHELF
APPLICATION**



ART. F UZ 9998 00 00
DRILLING OF THE CABINET UPPER
SHELF FOR THE MDF TOP FIXING
INCLUDING FIXING SCREWS



CENTRE SUPPORT FOR CABINETS

ART.		for cabinet mm	
F AC 3500 00 99	A	600x1000 H	
F AC 3600 00 99	B	600x2000 H	

Galvanised finish

The centre support cannot be ordered separately from the cabinet.

The capacity of each compartment will be half the capacity of the cabinet.



ADJUSTABLE SHELF, DEPTH 500 mm

ART.	dim. mm	capacity shelf
F AC 2700 01 99	1470x500x35 H	100 kg

Galvanised finish
Including 4 hooks.
Suitable for containers COMPAT/ZEUS:



mes. 4A2
mes. 4
mes. 4A5



mes. 272-4A2
mes. 272-4
mes. 272-4A5



CONTAINERS
SEE PAGE
1074 (COMPAT) -
1088 (ZEUS)

This type of shelf can only be used if there is no centre support.



ADJUSTABLE SHELF, DEPTH 500 mm

ART.	dim. mm	capacity shelf
F AC 2300 01 99	722x500x35 H	150 kg

Galvanised finish
Including 4 hooks.
Suitable for containers COMPAT/ZEUS:



mes. 4A2
mes. 4
mes. 4A5



mes. 272-4A2
mes. 272-4
mes. 272-4A5



CONTAINERS
SEE PAGE
1074 (COMPAT) -
1088 (ZEUS)

This type of shelf can only be used when there is a centre support.

FIXING

CABINET-TO-CABINET FIXING SET

ART. F AG 9202 00 99

Cabinet-to-cabinet fixing set with 4 screws complete with M8 nuts

ART. F UZ 9995 00 00

Drilling and hardware for fixing two overlapping cabinets

FLOOR FIXING SET



ART. F AG 9200 00 99

Pair of zinc-plated brackets for cabinet floor fixing

ART. F AG 9204 00 99

2 "HILTI" stud anchors suitable for non-cracked concrete floors \geq class C20/25
Recommended anchor strength: 2.9 KN
Anchor diameter: \varnothing 6 mm



THE CABINETS MUST BE SECURED TO THE FLOOR OR TO THE WALL

OVERLAPPING CABINETS:

-F AB 6100 + F AB 6100
-F AB 6300 + F AB 6100

MUST BE FIXED TO THE WALL AND THEIR LOAD CAPACITY MUST BE DIVIDED BY 2.





H 2000 mm



● ART. F AB 4300 11 04

H 1000 mm



● ART. F AB 4100 02 04

METAL
COLOURS



GREY
RAL 7000
.01



GREEN
RAL 6011
.02



BLUE
RAL 5012
.04



GREY
RAL 7035
.08



CYLINDER LOCK (KEY)
Supplied standard with cylinder lock
and two keys



CONFIGURE YOUR CABINET FROM PAGE 463



SEPARATION ITEMS SEE PAGE 425 / 379

- THE TOP SHELF CAPACITY IS 80 kg
- THE CABINET CAPACITY IS 600/800 kg

KEY



DRAWER
CAPACITY



DRAWER
EXTENSION



CABINET
CLOSURE



ALL INDICATED LOAD CAPACITY VALUES ARE NET AND REFER TO EVENLY DISTRIBUTED WEIGHTS

H 1000 mm



ART.					
● F AB 4100 02 04		50	87%	key	

1 adjustable shelf ART. F AC 2100 01 99 - load capacity 100 kg
2 drawers (24x27 EH)
1 centre support

H 1000 mm



ART.					
● F AB 4100 07 04		-	-	key	

1 adjustable shelf ART. F AC 2500 01 99 - load capacity 100 kg
without centre support

H 2000 mm



ART.					
● F AB 4300 09 04		50	-	key	

8 adjustable shelves ART. F AC 2100 01 99 - load capacity 100 kg
4 drawers (24x27 EH)
1 centre support

H 2000 mm

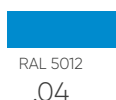
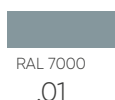


ART.					
● F AB 4300 11 04		-	-	key	

4 adjustable shelves ART. F AC 2500 01 99 - load capacity 100 kg
without centre support

CONFIGURE YOUR CABINET

METAL
COLOURS



H 1000 mm



ART.		cabinet capacity	
F AB 4100 00 04		600 kg	key

Empty cabinet with pair of doors without centre support
Internal dimensions mm 995x500x850 H

H 2000 mm



ART.		cabinet capacity	
F AB 4300 00 04		800 kg	key

Empty cabinet with pair of doors without centre support
Internal dimensions mm 995x500x1850 H



ALL THE CABINETS ARE SUPPLIED AS STANDARD WITH 2 FLOOR FIXING BRACKETS AND 2 WALL FIXING BRACKETS



CENTRE SUPPORT FOR CABINETS

ART.		for cabinet mm
F AC 3150 00 99	A	600x1000 H
F AC 3350 00 99	B	600x2000 H



Galvanised finish

The centre support cannot be ordered separately from the cabinet.

The capacity of each compartment will be half the capacity of the cabinet.





PAIR OF NORMAL AND TELESCOPIC EXTENSION DRAWERS 24x27 EH

ART.		usable dim. mm	kg	
F AC 1600 00 04		396x447x85 H *	50 kg	87%
F AC 1650 00 04		396x447x85 H *	60 kg	100%

*Dimensions refer to one drawer



NORMAL AND TELESCOPIC EXTENSION DRAWERS 24x27 EH

ART.		usable dim. mm	kg	
F AC 1100 00 04		396x447x85 H	50 kg	87%
F AC 1150 00 04		396x447x85 H	100 kg	100%



The drawers in the cabinet have a maximum load capacity of 200 kg regardless of the load capacity of the cabinets.



If one or more drawers are integrated in the cabinets, it is mandatory to fix the cabinet to the floor or the wall (if the drawers are placed at a height of more than 1000 mm from the floor, wall fixing is the only option)



3-EDGE TOP SHELF

ART.	dim. mm
F AC 4250 01 07	1023x600x20 H

Pvc coated shelf. Colour Black

FOR CABINET F AB 4100



MDF TOP SHELF DIM. 1023x600x31,5 mm H

ART.	finishes	for cabinet	
F UZ 3140 11 07	1 side profile	RH or LH final	


MDF shelf with oil-proof top rubber coating. Colour black



MDF TOP SHELF DIM.1023x600x31,5 mm H

ART.	finishes	for cabinet	
F UZ 3140 12 07	-	central	

MDF shelf with oil-proof top rubber coating. Colour black



**OIL-PROOF
RUBBER
FINISHING**



MDF TOP SHELF DIM.1023x600x31,5 mm H

ART.	finishes	for cabinet	
F UZ 3140 13 07	2 side profiles	single	

MDF shelf with oil-proof top rubber coating. Colour black



**MDF SHELF
APPLICATION**



ART. F UZ 9999 00 00

DRILLING OF THE CABINET UPPER
SHELF FOR THE MDF TOP FIXING
INCLUDING FIXING SCREWS



ADJUSTABLE SHELF, DEPTH 500 mm

ART.	dim. mm	capacity shelf	
F AC 2100 01 99	483x500x35 H	100 kg	

Galvanised finish

Including 4 hooks

Suitable for containers COMPAT/ZEUS:



mes. 4A2

mes. 4

mes. 4A5



mes. 272-4A2

mes. 272-4

mes. 272-4A5



**CONTAINERS
SEE PAGE
1074 (COMPAT) -
1088 (ZEUS)**

This type of shelf can
only be used when there
is a centre support.



ADJUSTABLE SHELF, DEPTH 500 mm

ART.	dim. mm	strength. bar	capacity shelf
F AC 2500 01 99	995x500x35 H	-	100 kg
F AC 2500 03 99*	995x500x35 H	1	180 kg

Galvanised finish

Including 4 hooks

RK series containers can not be placed on shelves with a reinforcement

Suitable for containers COMPAT/ZEUS:



mes. 4A2

mes. 4

mes. 4A5



mes. 272-4A2

mes. 272-4

mes. 272-4A5



CONTAINERS
SEE PAGE
1074 (COMPAT) -
1088 (ZEUS)

This type of shelf can only be used if there is no centre support and no perforated back panel.



ADJUSTABLE SHELF, DEPTH 480 mm

ART.	dim. mm	capacity shelf
F AC 2480 07 99	995x480x35 H	50 kg

Galvanised finish

Suitable for containers COMPAT/ZEUS:



mes. 4A2

mes. 4

mes. 4A5



mes. 272-4A2


mes. 272-4

mes. 272-4A5



CONTAINERS
SEE PAGE
1074 (COMPAT) -
1088 (ZEUS)

This type of shelf can be fitted even in the presence of the perforated back panel without centre support.



PERFORATED PANEL

ART.	dim. mm	capacity panel
F AC 8100 01 04	988x13x456 H	25 kg

Including 4 brackets, 4 screws and 4 washers

Not suitable for doors



SET OF HOOKS
SEE PAGE 893

This type of panel is fitted inside the cabinet by means of 4 brackets complete of screws. A maximum of 4 panels can be fitted in height.

FIXING

CABINET-TO-CABINET FIXING SET

ART. F AG 9202 00 99

Cabinet-to-cabinet fixing set with 4 screws complete with M8 nuts

ART. F UZ 9995 00 00

Drilling and hardware for fixing two overlapping cabinets

FLOOR FIXING SET



ART. F AG 9200 00 99

Pair of zinc-plated brackets for cabinet floor fixing

ART. F AG 9204 00 99

2 "HILTI" stud anchors suitable for non-cracked concrete floors \geq class C20/25
Recommended anchor strength: 2.9 KN
Anchor diameter: \varnothing 6 mm



THE CABINETS MUST BE SECURED TO THE FLOOR OR TO THE WALL

OVERLAPPING CABINETS:

-F AB 4100 + F AB 4100
-F AB 4300 + F AB 4100

MUST BE FIXED TO THE WALL AND THEIR LOAD CAPACITY MUST BE DIVIDED BY 2.





